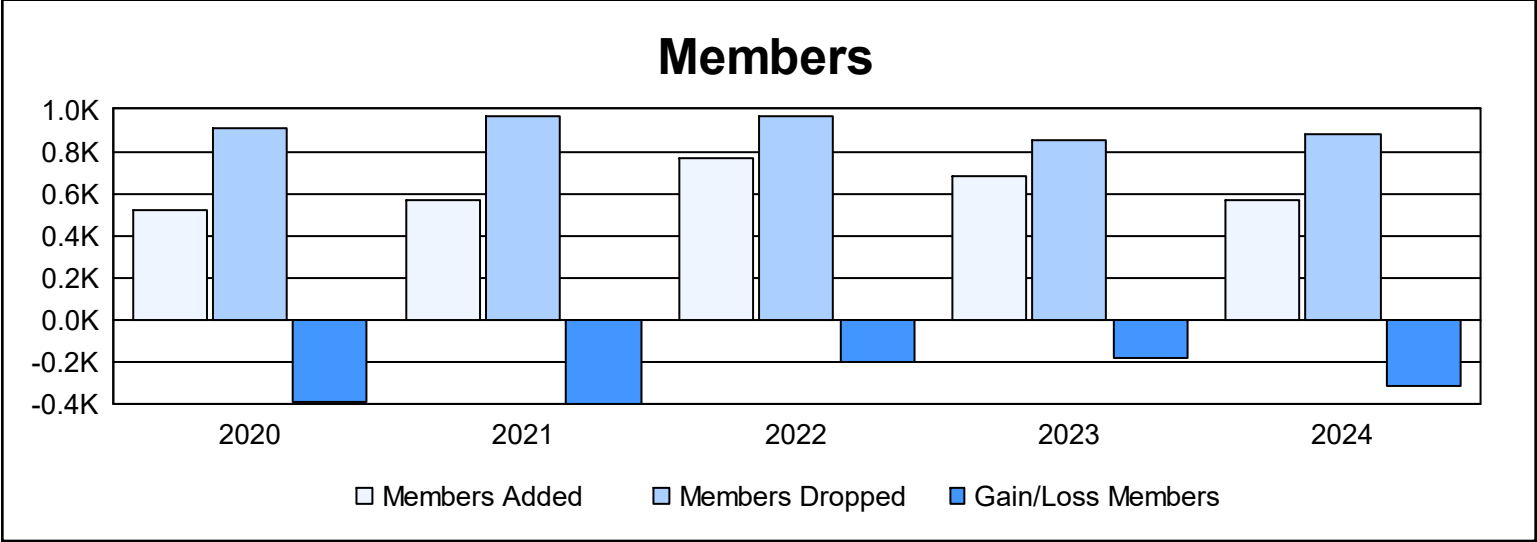
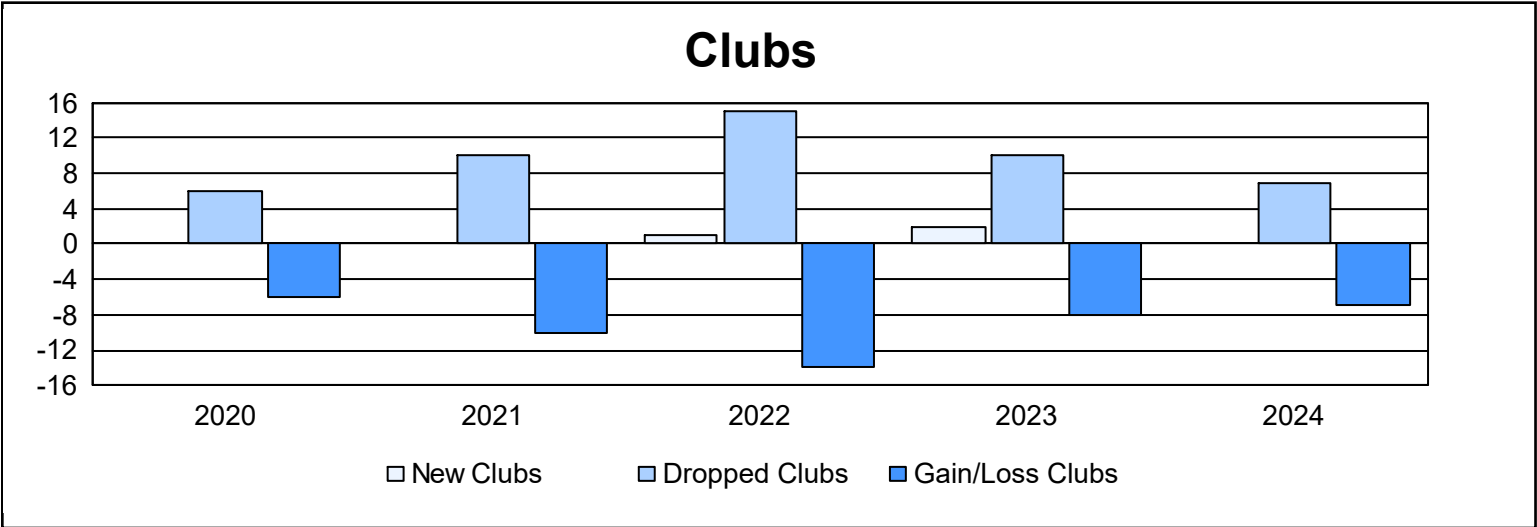
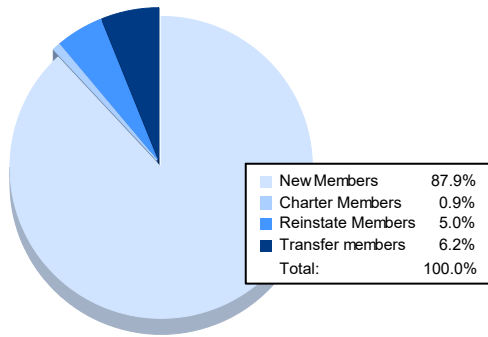


Year	New Clubs	Dropped Clubs	Gain/ Loss Clubs	New Members	Charter Members	Reinstate Members	Transfer Members	Total Member Added	Total Members Dropped	Gain/ Loss Members
2019-2020	0	6	-6	462	1	29	29	521	913	-392
2020-2021	0	10	-10	508	5	33	20	566	965	-399
2021-2022	1	15	-14	655	27	51	30	763	964	-201
2022-2023	2	10	-8	557	71	22	27	677	857	-180
2023-2024	0	7	-7	495	5	28	35	563	878	-315
Average	1	10	-9	535	22	33	28	618	915	-297



### Membership Composition June 2024 Cumulative



### Gender Composition June 2024 Cumulative

